

D

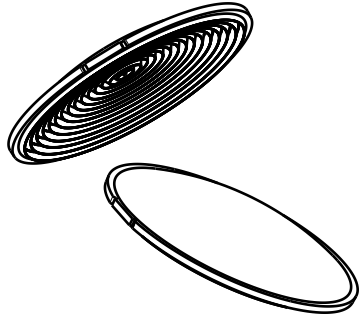
C

B

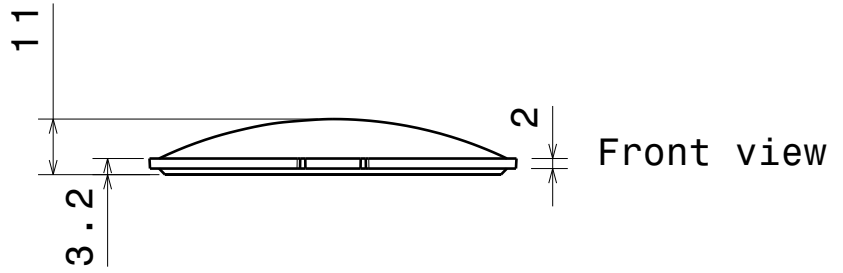
A

4

4



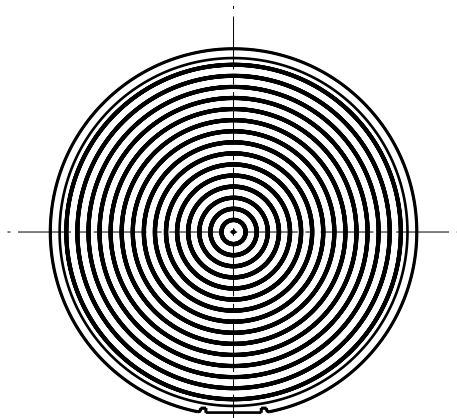
Isometric view  
Scale: 1:2



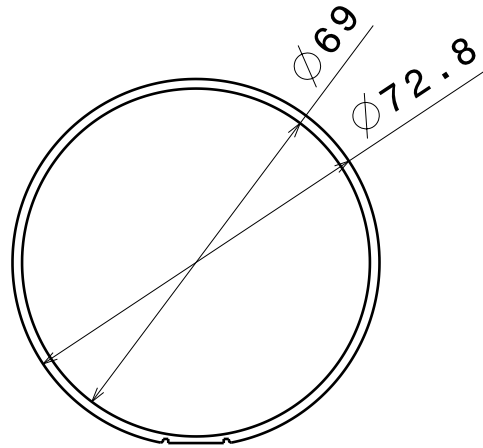
Front view

3

3



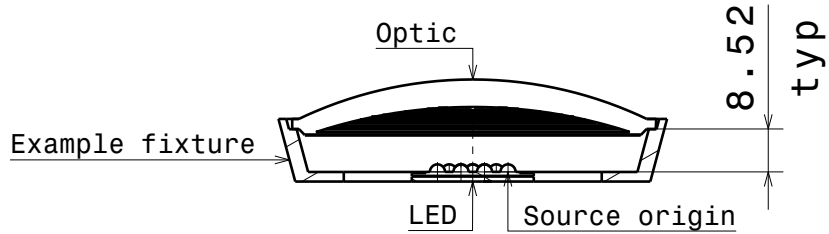
Bottom view



Top view

2

2



Typical setup

Tolerances for dimensions:  
 0-20mm tolerance value  $\pm 0.1\text{mm}$   
 21-45mm tolerance value  $\pm 0.2\text{mm}$   
 46-90mm tolerance value  $\pm 0.3\text{mm}$   
 91-100mm tolerance value  $\pm 0.4\text{mm}$   
 101-mm tolerance value  $\pm 0.5\text{mm}$

This drawing is our property.  
 It can't be reproduced  
 or communicated without  
 our written agreement.



Ledil Oy  
 Salorankatu 10  
 FIN 24240 SALO  
 Finland

DRAWING TITLE

Helena-family

DRAWN BY

-

DATE

01.02.2018

CHECKED BY

-

DATE

-

DESIGNED BY

-

DATE

-

SIZE

A4

DRAWING NUMBER

C12622 / C13254

REV

2

SCALE

2:3

WEIGHT (g)

SHEET

1/1

D

A

1

1